



About Revolve

Revolve, a modular furniture series in cherry, maple or laminate, with extensive choices for workspaces, reception areas and storage.

Revolve suits the corporate environment – exceptional flexibility, maximum choice and lasting value.

From Paoli. Fine craftsmanship and excellent customer service.

Revolve design concept by Fred Hulse and Dan Grabowski with Paoli R & D.



REVOLVE



COVER:
Revolve Executive Bow Top Desk.

ABOVE:
Revolve Executive Table Desk.

COVER/ABOVE:
24" Deep Lateral File Pedestals, 24" Deep Closed Bookcases,
Rectangular Worksurfaces, Hanging Cabinet and Modular Cabinet Top.
Shown in Espresso on Cherry with Butterfly edge and Slot pulls in Matte Chrome.
Hug Mid-Back Tilt Swivel Chair in Morphe "Moss".



Revolve Key Hole Top, Optional P-Top Modesty Panel, Executive Bridge Top, 24" Deep Lateral File Pedestal, Wing End Panel, Rectangular Worksurfaces, Upper Shelves and Upper Bookcase Letter Trays. Shown in Golden Cherry with Cove edge and Cable pulls in Matte Black.

Maxim Synchro Executive Tilt Swivel Chair in Zip "Sphinx" and Maxim Guest Chairs in Calculus "Sage #5".

CHOICE



Wood letter trays add paper management capabilities.



An inspiring array of models, shapes, sizes, edge styles, hardware designs, wood finishes and laminate colors enhance Revolve's adaptability.



PERFORMANCE



The CRT desk demonstrates Revolve's wire management features.



Revolve combines the benefits of modular storage elements with freestanding furniture's ease of use and integrity of construction.

Revolve Executive Task Unit with Bow Top, Single Wardrobe and Upper Bookcases. With Tackboard. Shown in Golden Cherry with Reeded edge and Cable pulls in Matte Chrome. Tackboard in Anais "Agate".
Maxim Synchro Management Tilt Swivel Chair in Davenport "Brown" leather and Ripley Guest Chairs in Anais "Agate".



With non-handed modularity, Revolve keeps pace as business needs change. Workspaces are easily rearranged, even in unusual and hard-to-fit spaces.



ABOVE AND FACING PAGE:
Revolve Key Hole Top with Drum Base, Rectangular Return Surface, Executive Height Multi-File Return, Organizer Wardrobe, Open Storage, Upper Bookcases, Hanging Cabinet and Modular Cabinet Tops. Shown in Honey Maple with Crescent edge and Bead pulls in Matte Black.

SHOWN LEFT:
Maxim High Back Task Chair in Circa "Leap".

SHOWN ABOVE:
Slingshot Executive Synchro Chair in Davenport "Smoke" leather and Graphite mesh.

FLEXIBILITY



Organizer wardrobes show Revolve's ability to store more in a smaller space.



Revolve's wall-mount solution eliminates the panels that can obstruct building connections for voice, data and power.



Revolve Corner Conference Top, Corner Credenza Top, Box/Box/File Pedestal and Hanging Cabinets. Shown in Golden Cherry with Crescent edge and Bead pulls in Matte Chrome.

Slingshot Executive Synchro Chair in Davenport "Black" leather and Black mesh. Vantage Guest Chairs with Bright Chrome frame.

UNCONVENTIONAL

Expect the unexpected from Revolve. Its unique design enables even the most conventional looking models to be quickly and easily reconfigured onsite in a few minutes, using common tools.



ABOVE AND FACING PAGE:
Revolve Executive Task Unit with Bow Top. Shown in Honey Maple with Cove edge and Slot pulls in Matte Black.
Maxim High Back Task Chair in Quad "Grid 6041" and Vantage Guest Chairs with Bright Chrome frame.

Left L-unit



Right L-unit





Revolve stands the test of time. This complete series brings a masterful combination of performance, quality, style and value.



Revolve Reception/Workstation, Lateral Files, 84" High Bookcases with doors and Modular Cabinet Tops. Shown in Espresso on Cherry with Reeded edge and Bead pulls in Matte Chrome.

Maxim High Back Task Chair in Showcase "Cream" leather.

VALUE



Reception units in L and U arrangements provide a standing-height writing shelf and a concealed interior work area.





Revolve D-Top Conference Extensions with Credenzas, Personal Cabinets and Upper Bookcases. Shown in Light Cherry laminate with Crescent edge and Bead pulls in Matte Black.

Maxim Management Tilt Swivel Chairs in Davenport "Austin" leather and Caraway Guest Chair in Quad "Spring".

REVOLVE POSSIBILITIES



Executive Desk, Kneespace Credenza and Upper Bookcase



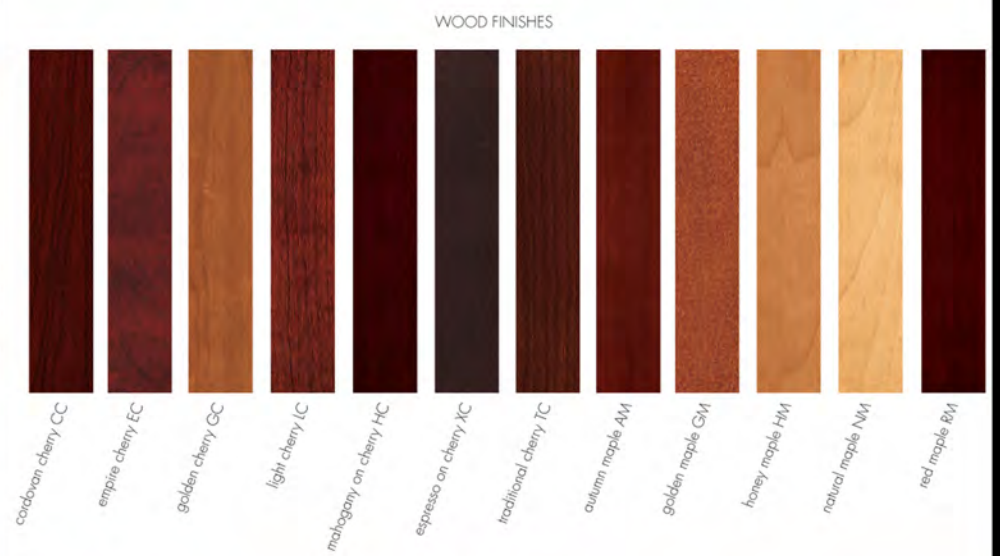
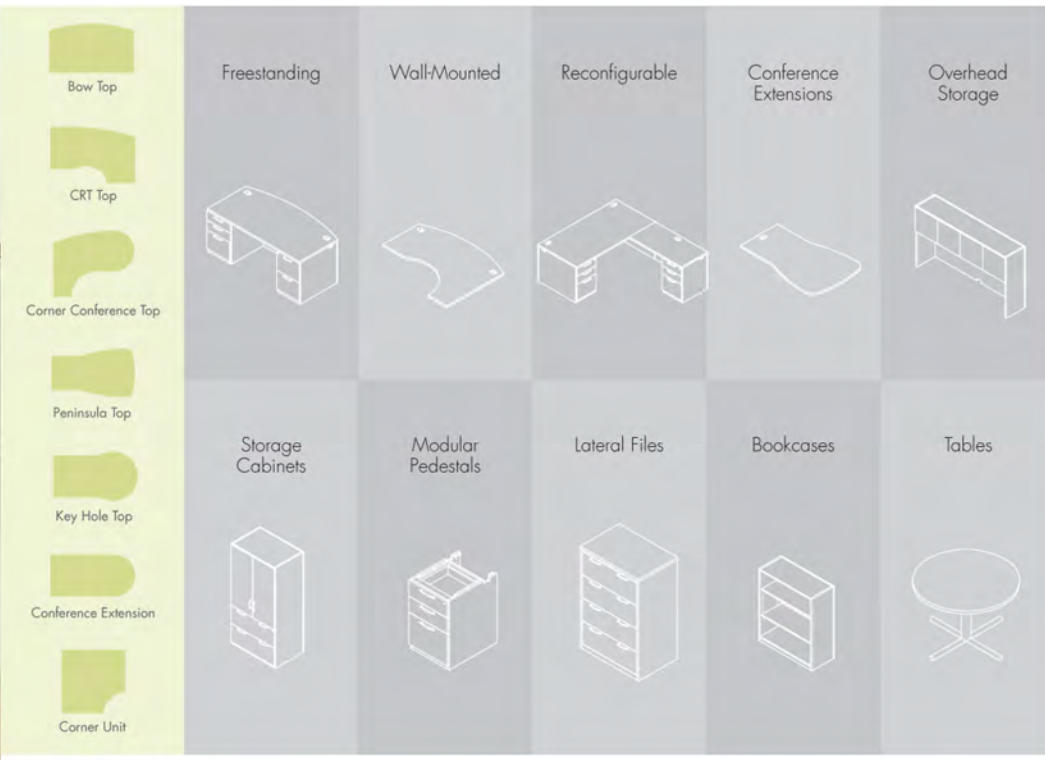
Executive Task Unit and Hanging Cabinet



Corner Unit with Left and Right Returns



Corner Conference Top and Corner Credenza Top with panels and pedestal
All shown in Light Cherry.



These printed samples are intended as finish color representations. Actual samples should be used for wood finish color matching and sheen.

STRONG, STURDY, SUBSTANTIAL



Full-extension metal ball-bearing suspensions are featured on all Revolve drawers - center, box and file - to offer accessibility, strength and ease of use.



Paoli's exclusive TechAge finish enhances the natural beauty of wood and gives lasting protection.



File drawers can be organized for side-to-side or front-to-back letter filing, and front-to-back legal filing.

CENTER DRAWERS




Center drawers are available in three widths. Wood pencil trays are included.

TASK LIGHTS



Furniture-mounted task lights are standard on upper storage units at no additional cost.

MANAGING TECHNOLOGY



Removable panels on the desk's approach side conceal wire management capabilities built inside the furniture. Wires route through end panel, top and interior grommets.